

RTLC with Large Indicator

Description

Crane Loadcell is ideal for crane, hoist & lifting applications Suitable for high capacity under rugged Applications; with Large display option; Ultra Precision Strain Gage based compact and rugged.

SPECIAL FEATURES

- Any capacity and any make crane loadcell can be configured with this Indicator.
- Configuration & Calibration can be done by mobile App
- Easy wireless configuration.

APPLICATIONS

- Under hook crane weighing
- Crane load testing
- Beam proof testing
- Water bag calibration
- Cable tension measurement



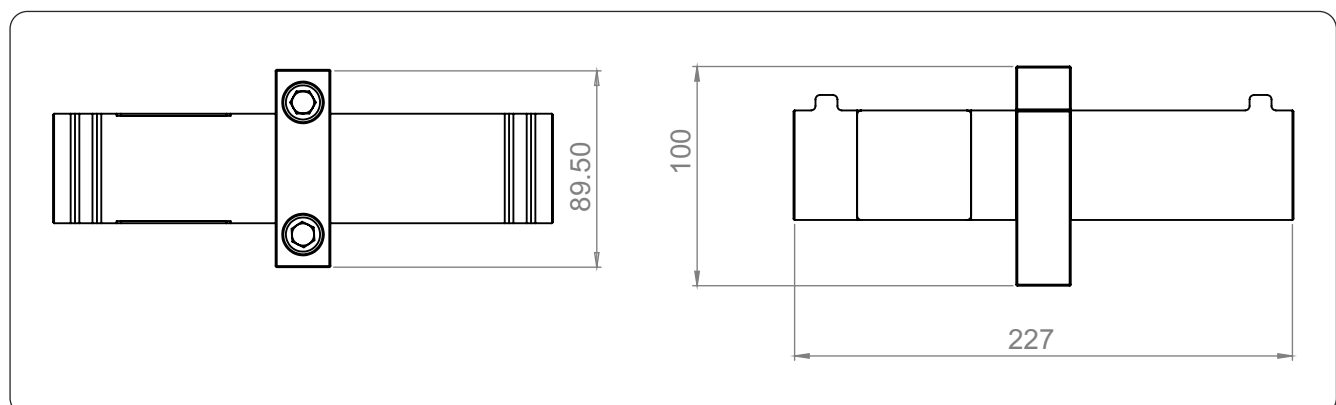
Crane Loadcell

- 15, 20, 30, 40, 50 TF Capacities available.
- Suitable mounting for crane applications.

Large Display

- LED Dot Matrix Indicator
- Power supply 110 / 230V AC
- 250 x 410 x 90mm
- 2 Relay output
- Optional: Analog Output

DIMENSION DETAILS



WIRING INFORMATION

